
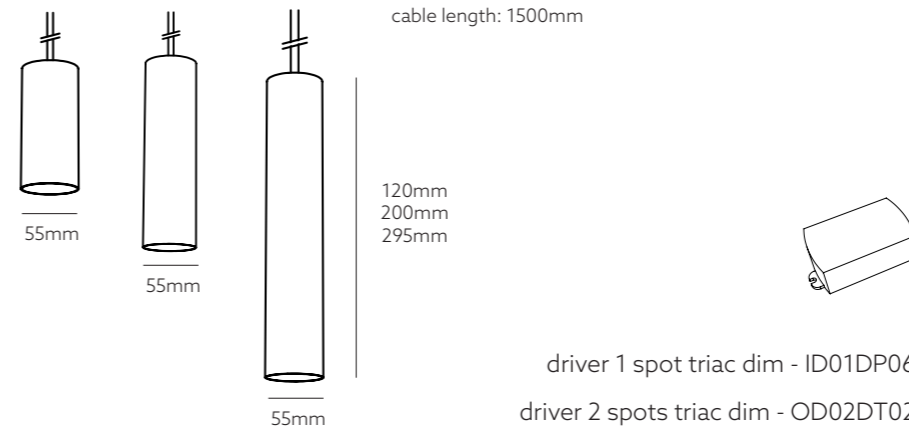


Victor suspension

































Victor suspension



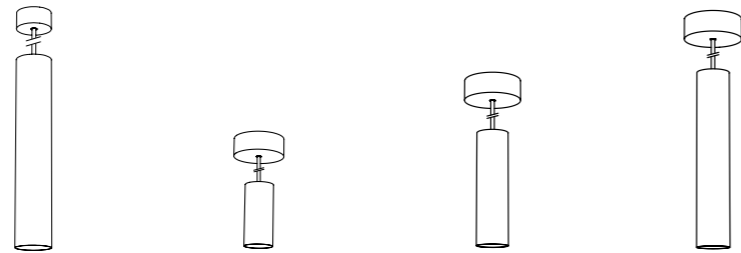
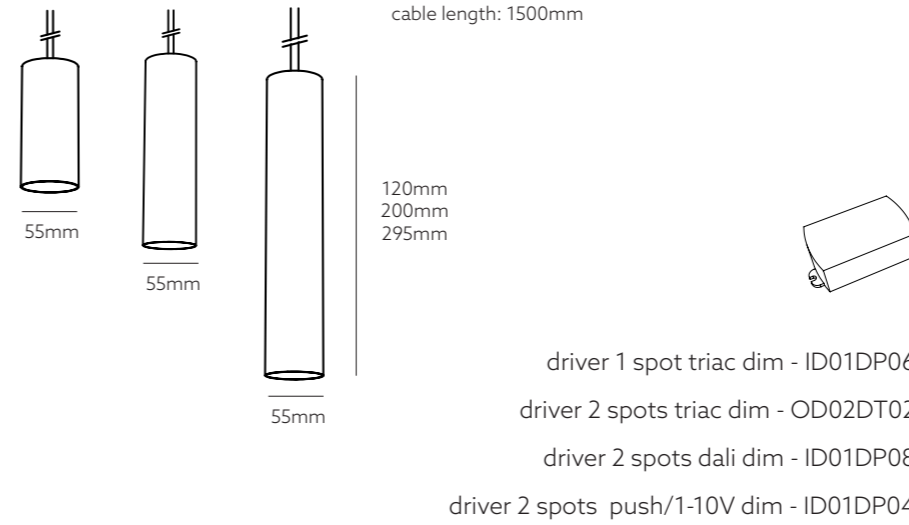
driver 1 spot triac dim - ID01DP06
 driver 2 spots triac dim - OD02DT02
 driver 2 spots dali dim - ID01DP08
 driver 2 spots push/1-10V dim - ID01DP04

								
	VICTOR 120 M10	VICTOR 200 M10	VICTOR 295 M10	VICTOR 120 C1B	VICTOR 200 C1B	VICTOR 295 C1B	VICTOR 120 SB5,5CM	VICTOR 200 SB5,5CM
BRONZE	U10H10DOE	U10H11DOE	U10H12DOE	U10H7DOE	U10H8DOE	U10H9DOE	U10H1DOE	U10H2DOE
BLACK	U10H10DZL	U10H11DZL	U10H12DZL	U10H7DZL	U10H8DZL	U10H9DZL	U10H1DZL	U10H2DZL
WHITE	U10H10DWL	U10H11DWL	U10H12DWL	U10H7DWL	U10H8DWL	U10H9DWL	U10H1DWL	U10H2DWL
BRUSHED BRASS	U10H10DLB	U10H11DLB	U10H12DLB	U10H7DLB	U10H8DLB	U10H9DLB	U10H1DLB	U10H2DLB
SPRING TYPE				 concrete	 concrete	 concrete		
LED								
CCT	2700K*	2700K*	2700K*	2700K*	2700K*	2700K*	2700K*	2700K*
ANGLE	25° ¹	25° ¹	25° ¹	25° ¹	25° ¹	25° ¹	25° ¹	25° ¹
MAX. CURRENT	17.8V - 350mA	17.8V - 350mA	17.8V - 350mA	17.8V - 350mA	17.8V - 350mA	17.8V - 350mA	17.8V - 350mA	17.8V - 350mA
WATT	6W	6W	6W	6W	6W	6W	6W	6W
LUMEN	740	740	740	740	740	740	740	740
CLASS								
GEAR	not incorporated	not incorporated	not incorporated	not incorporated	not incorporated	not incorporated	not incorporated	not incorporated
DIMMABLE	-	-	-	-	-	-	-	-
DIMENSIONS BASE	M10	M10	M10	D90	D90	D90	D55xh38	D55xh38
				75-85mmxh35	75-85mmxh35	75-85mmxh35		

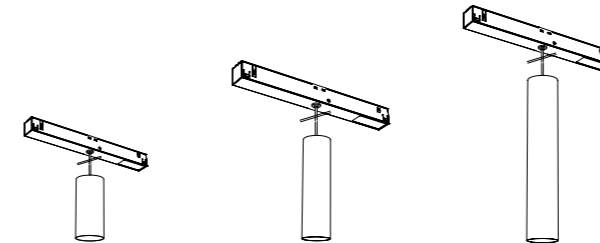
¹60° possible on request
 *3000K possible on request



Victor suspension



VICTOR 295 SB5,5CM VICTOR 120 SB10CM VICTOR 200 SB10CM VICTOR 295 SB10CM



VICTOR 120 48V ADAPTOR VICTOR 200 48V ADAPTOR VICTOR 295 48V ADAPTOR

BRONZE	U10H3DOE	U10H4DOE	U10H5DOE	U10H6DOE	U10HR1DOE	U10HR2DOE	U10HR3DOE	
BLACK	U10H3DZL	U10H4DZL	U10H5DZL	U10H6DZL	U10HR1DZL	U10HR2DZL	U10HR3DZL	
WHITE	U10H3DWL	U10H4DWL	U10H5DWL	U10H6DWL	U10HR1DWL	U10HR2DWL	U10HR3DWL	
BRUSHED BRASS	U10H3DLB	U10H4DLB	U10H5DLB	U10H6DLB	U10HR1DLB	U10HR2DLB	U10HR3DLB	

LED								
CCT	2700K*	2700K*	2700K*	2700K*	2700K*	2700K*	2700K*	
ANGLE	25°1	25°1	25°1	25°1	25°1	25°1	25°1	
MAX. CURRENT	17.8V - 350mA	350mA	350mA	350mA	48V - 350mA	48V - 350mA	48V - 350mA	
WATT	6W	6W	6W	6W	6W	6W	6W	
LUMEN	740	740	740	740	740	740	740	
CLASS								
GEAR	not incorporated	incorporated	incorporated	incorporated	48V incorporated	48V incorporated	48V incorporated	
DIMMABLE	-	YES (TRIAC)	YES (TRIAC)	YES (TRIAC)	-	-	-	
DIMENSIONS BASE	55xh38	100xh38	100xh38	100xh38	170x14	170x14	170x14	

160° possible on request
*3000K possible on request